

К

КОМПЛЕКТУЮЩИЕ



С о д е р ж а н и е

Запасные части

K02 Опорные пластины
K03 Кассеты
K03 Накладные стружколомы
K03 Протекторы
K03 Кронштейны
K04 Винты охлаждения
K04 Пружинные шайбы

K04 Рычаги
K05 Кассеты
K05 Гайки
K05 Штифты
K05 Винты
K06 Втулки

K07 Пружины
K07 Ключи
K07 Фиксаторы
K07 Шайбы-гровер
K07 Стопоры
K07 Насадки

Опорные пластины

Геометрия	Обозначение	Размеры, мм				
		a	b	c	d	угол
	SC32	8.5	3.18		4.9	
	SC32N	8.5	3.18		4.88	
	SC42	12.5	3.18		6.9	
	SC42N	11.6	3.18		6.5	
	SC53	15.7	4.76		7.9	
	SC53N	14.6	4.76		8.11	
	SC63	18.85	4.76		10	
	SC63N	17.8	4.76		9.6	
	SC83	24.4	4.76		12.8	
	SC84N	24.2	6.35		13	
	SC42B	12.5	3.18		6.9	
	SC42CC	12.5	3.18		3.5	
	SC32D	9.27	3.18		6.48	
	SC43D	12.45	4.76		7.34	
	SC53D	15.62	4.76		9.65	
	SC63D	18.8	4.76		11.25	
	SC84D	25.08	6.35		14.85	
	SC42S	11.5	3.18		6.4	
	SC32S	8.3	3.18		5.4	
		SC63V	18.35	4.76		5.5
SC83V		25.3	4.76		6.55	
SC84V		25.3	6.35		6.35	
SC32V		9.12	3.18		3.4	
SC42V		12.6	3.18		4.5	
SC44V		12.6	6.35		4.5	
SC54V		15.75	6.35		5.5	
SS32V		9.12	3.18		3.4	
SS42V		12.6	3.18		4.5	
SS54V		15.75	6.35		5.5	
SS64V	18.9	6.35		5.5		
	SD317	9.35	2.7		5.2	
	SD32N	8.5	3.18		4.88	
	SD42	12.5	3.18		6.9	
	SD42N	11.6	3.18		6.5	
	SD43N	11.6	4.75		6.5	
	SD32D	9.2	3.18		5.8	
	SD43D	12.45	4.76		7.34	
	SD32S	8.5	3.18		5.4	
	SD42S	11.5	3.18		6.4	
	SD32V	9.12	3.18		3.4	
	SD43V	12.6	4.76		4.5	
	SD44V	12.6	6.35		4.5	

Геометрия	Обозначение	Размеры, мм				
		a	b	c	d	угол
	SES33C	9.1	12	4.76	3.5	
	SK33C	9.33	14.7	4.8	3.5	
	SK33CL	9.33	14.7	4.8	3.5	
	SR10	8.4	3.18		4.7	
	SR12	10	3.18		4.7	
	SR16	13.55	4.76		6.9	
	SR20	17.1	4.85		7.9	
	SR25	22	6.35		9.6	
	SR32	27.8	6.35		13	
	SR42CC	12.575	3.18		3.5	
	SR10S	8.8	3.18		5.4	
	SR12S	10.55	3.18		5.4	
	SS32	8.5	3.18		4.9	
	SS32N	8.5	3.18		4.88	
	SS42	12.5	3.18		6.9	
	SS42B	12.5	3.18		6.9	
	SS42N	11.6	3.18		6.5	
	SS53	15.7	4.76		7.9	
	SS53N	14.6	4.76		8.11	
	SS63	18.85	4.76		10	
	SS63N	17.8	4.76		9.6	
	SS84	24.4	6.35		12.8	
SS84N	24.2	6.35		13		
	SS42CC	12.5	3.18		3.5	
	SS32CC	9.3	3.18		3.5	
	SS32D	9.27	3.18		5.77	
	SS43D	12.45	4.76		7.34	
	SS53D	15.62	4.76		9.65	
	SS63D	18.8	4.76		11.25	
	SS84D	25.15	6.35		14.43	
	SS32S	8.3	3.18		5.4	
	SS42S	11.5	3.18		6.4	
	SS42SAF	11.2	3		5.5	
	ST317	9.35	2.7		5	
	ST317B	9.35	2.7		5	
	ST317N	8.5	2.7		4.88	
	ST42	12.5	3.18		6.9	
	ST42N	11.6	3.18		6.5	
ST53	15.7	4.76		7.9		



Опорные пластины

Геометрия	Обозначение	Размеры, мм				
		a	b	c	d	угол
	ST32CC	9.35	3.18		3.5	
	ST32C1	9.13	3.18		4.95	
	ST42C1	12.3	3.18		4.95	
	ST32D	9.35	3.18		5.77	
	ST43D	12.52	4.76		7.34	
	ST53D	15.7	4.76		9.65	
	ST63D	18.87	4.76		11.25	
	ST32M	8.7	3.18		4.7	
	ST43M	12.5	4.76		6.3	
	ST32S	8.5	3.18		5.4	
	ST32V	9.12	6.18		3.4	
	ST44V	12.6	6.35		4.5	
	SV32D	9.2	3.18		5.8	
	SV43D	12.29	4.76		7.34	
	SV32D2	9.2	3.18		5.8	
	SV32S	8.4	3.18		5.4	
	SW317	9.35	2.7		5	
	SW317N	8.5	2.7		4.88	
	SW42	12.5	3.18		6.9	
	SW42N	11.6	3.18		6.5	
	SW32D	9.25	3.18		5.8	
	SW43D	12.45	4.76		7.34	
	SW53D	15.62	4.76		9.65	
	SW63D	18.8	4.76		11.25	
	SW84D	24.89	6.35		14.43	
	SW43M	12.5	4.76		6.2	
	SW32M	8.52	3.18		5.2	
	SW32V	9.12	3.18		3.4	
	SW44V	12.6	6.35		4.5	
	SW54V	15.75	4.76		5.5	

Кассеты

Геометрия	Обозначение	Размеры, мм				
		a	b	c	d	угол
	LAPDR-AJ	M4x0.7	30	15	10	

Накладные стружколомы

Геометрия	Обозначение	Размеры, мм				
		a	b	c	d	угол
	CB20	8.5	3.4	20		

Протекторы

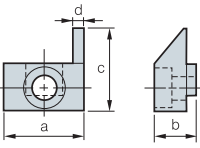
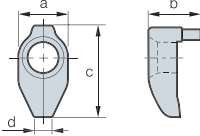
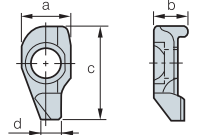
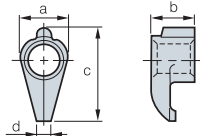
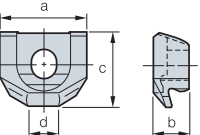
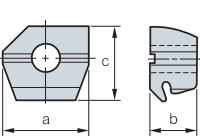
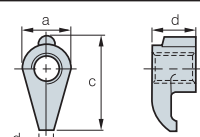
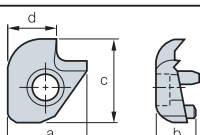
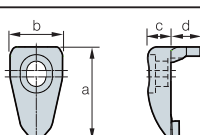
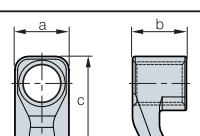
Геометрия	Обозначение	Размеры, мм				
		a	b	c	d	угол
	CFMP3R14R1-A	10.5	20	1	(ø4.3)	
	CFMP3R-A	8	18	1	(ø4.3)	
	CFMP4R-A	8	22	1	(ø4.3)	

Кронштейн

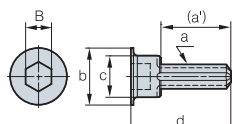
Геометрия	Обозначение	Размеры, мм				
		a	b	c	d	угол
	CA05R	8.9	5.5	17.6	3.3	
	CA06R	12	7.2	20.6	5.3	
	CH5R3	7.85	7.2	14.8	3.1	
	CH6R4	12.02	9	23.97	3.75	
	CBH4.5R1	8	5.74	17.7	4	
	CBH4.5R2	9.5	6.4	18	4	
	CBH5R1	10	7.8	21.3	5	
	CBH6R1	12	9.3	26	6	
	CDH6N	9.5	10	18.6	6.1	
	CDH7N	7.9	11.4	14.7	4.7	
	CDH8N	10.9	16.9	22.4	6.1	
	CDH8N1	10.9	16.9	19.1	6.1	
	CDH8N2	10.9	16.9	25.4	6.1	
	CDH8N3	12.5	19.8	25.4	9.2	
	CDS8N	10.8	17	22.2	5	
	CGH5R1	19.5	9.5	28.8	2.5	
	CGH5R2	20.5	9.5	28.8	3.5	
	CGH5R3	22.5	9.5	28.8	5.5	



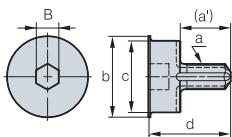
Кронштейны

Геометрия	Обозначение	Размеры, мм			
		a	b	c	d
	CGH6R1	22.3	11.9	23.2	2.5
	CGH6R2	23.2	11.9	23.2	3.4
	CGH6R3	24.0	11.9	23.2	4.2
	CHH3.5R1	7.5	6.7	13	2.45
	CHH4.5R1	7.9	7.85	14.1	2.54
	CHH5.5R1	9.8	10	16.4	4
	CH4R1	7.4	5	14.1	3.1
	CH5R1	10.0	6.6	20.2	4.5
	CH5R2	6.85	7	13.8	2
	CH6R2	8.85	8.7	16.5	2
	CH6R3	11.8	10	23	4.2
	CMH5R1	18.5	7.9	16	6.26
	CMH6R2	20.0	11	17.5	13.8
	CMH6R6	18.5	7.9	16	6.26
	CMH6R1	24	8.5	16.5	8.28
	CMH6R3	20.0	11	17.51	
	CMH6L3	20.0	11	17.51	
	CS5R1	6.8	7	14.5	2
	CS6R1	8.8	8.5	18.1	2.7
	CS8R1	11.8	10	23	4.2
	CTH6L1	23.5	12	25.4	14.35
	CTH6R1	23.5	12	25.4	14.35
	CTH6R2	21.78	12.9	31.22	17.33
	CVH3	21	11	5.8	7.7
	CVH3V	29	14	7	8
	CVH4	25.5	14.5	6	7
	CVH5	30	17	7.5	9.5
	CVH6	33.5	18.5	8	10
	CXH8N	10.1	10.0	17.5	-

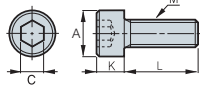
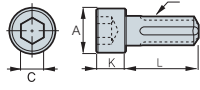
Винты охлаждения

Геометрия	Обозначение	Размеры, мм					
		a	b	c	d	B(T)	á
	CBA063-3IN/MM	M10	ø25	ø16	37	8	(27)
	CBA063-4IN/MM	M10	ø25	ø16	42.5	8	(27)
	CBA080-IN/MM	M12	ø28	ø18	45.5	10	(32)
	CBP063-IN/MM	M10	ø22	ø16	38.6	8	(27)
	CBP080-IN/MM	M12	ø25	ø18	48.6	10	(32)

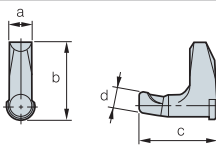
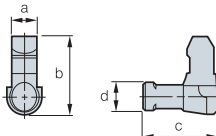
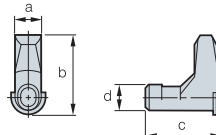
Винты охлаждения

Геометрия	Обозначение	Размеры, мм					
		a	b	c	d	B(T)	á
	CBA100-IN/MM	M16	ø54	ø43	47	14	(32)
	CBA100-IN-25.4	M12	ø44	ø36	41.5	10	(25)
	CBA125-IN	M20	ø65	ø54	56	17	(38)
	CBA125-IN-25.4	M12	ø44	ø36	43.5	10	(25)
	CBA125-MM	M20	ø65	ø54	57	17	(35)
	CBA160-IN	M24	ø83	ø73	56	19	(38)
	CBA160-MM	M20	ø83	ø73	53	17	(34)
	CBP100-IN	M16	ø50	ø43	48.6	14	(32)
	CBP100-IN-25.4	M12	ø44	ø36	46.5	10	(25)
	CBP100-MM-1	M16	ø50	ø43	48.6	14	(36)
	CBP125-IN	M20	ø65	ø54	56	17	(38)
	CBP125-IN-25.4	M12	ø44	ø36	55	10	(25)
	CBP125-MM	M20	ø65	ø54	57	17	(35)
	CBP125-MM-1	M20	ø61	ø54	65.6	14	(33)
	CBP160-IN	M24	ø83	ø73	56	19	(38)
	CBP160-MM	M20	ø83	ø73	53	17	(34)

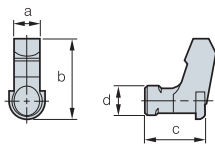
Винты

Геометрия	Обозначение	Размеры, мм				
		A	C	K	L	M
	SB0825	13	6	8	25	M08 x 1.25
	SB1025	16	8	10	25	M10 x 1.50
	SB1035	16	8	10	35	M10 x 1.50
	SB1230	18	10	12	30	M12 x 1.75
	SB1630	24	14	16	30	M16 x 2.0
	SB1645	24	14	16	45	M6 x 2.0
	SB2040	30	17	20	40	M20 x 2.5
	CB1025	13	6	8	25	M08x1.25
	CB1025	16	8	10	25	M10x1.50
	CB1035	16	8	10	35	M10x1.50
	CB1230	18	10	12	30	M12x1.75
	CB1245	18	10	12	45	M12x1.75
	CB1630	24	14	16	30	M16x2.0
	CB1645	24	14	16	45	M16x2.0
	CB2040	30	17	20	40	M20x2.5

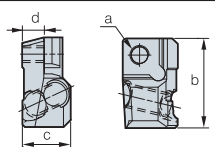
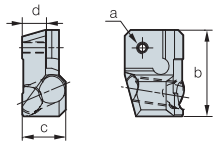
Рычаги

Геометрия	Обозначение	Размеры, мм			
		a	b	c	d
	LR10	3.4	10.8	11.7	3
	LR12	3.7	13.5	13.4	3.5
	LR16	4.75	18.7	18.3	4.3
	LR20	5.9	20.5	18.7	5.55
	LR25	7.35	24.25	23.7	6.2
	LR32	8.45	29.7	26.95	7.9
	LV2	2.6	7.75	6	2.1
	LV3B	3.1	10	9.5	3.7
	LV4B	4.7	14.55	15.6	4.7
	LV4BN	4.7	16	14.9	4.68
	LV3	3.7	10	12	3.6
	LV3N	3.75	10	12	3.55
	LV3AN	3.75	12.1	11.4	4.64
	LV3C	3.1	10	7.85	3.6
	LV3CN	3.2	10	7.8	3.6
	LV3D	3.1	11.7	9.5	3.6
	LV3DN	3.2	11.65	9.5	3.55
	LV4	4.7	14.55	14	4.7
	LV4N	4.7	13.45	13.2	4.68
	LV5	6	17.1	17	6
	LV5N	6	16.4	17.08	5.95
	LV5AN	6	18.82	17.3	5.95
LV6N	7.5	20.5	21	7.6	
LV8N	8.6	25.5	25.4	8.6	

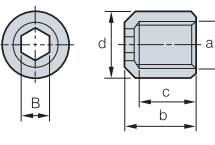
Рычаги

Геометрия	Обозначение	Размеры, мм			
		a	b	c	d
	LV4A	4.6	13.24	9.95	4.7
	LV4AN	4.7	13.3	10	4.68

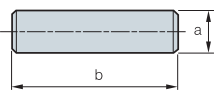
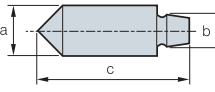
Кассеты

Геометрия	Обозначение	Размеры, мм			
		a	b	c	d
	LFMP3R-A	M3.5	18.7	10.1	4.6
	LFMP4R1-A	M4.5	24.3	13.8	6.2
	LFMP4R-A	M4.5	26.3	13.8	6.2
	LFMA3R-A	M3	18.5	9.5	4.8
	LFMA4R-A	M3.5	26	13.1	7.3

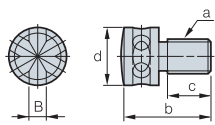
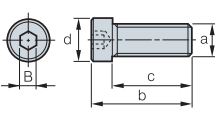
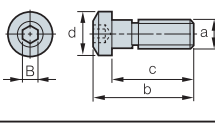
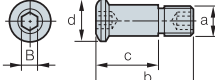
Гайки

Геометрия	Обозначение	Размеры, мм					
		a	b	c	d	B(T)	á
	N0407	M4 X 0.7	7.5	6	7	3	
	N0508	M5 X 0.8	8.3	6.6	7	3	

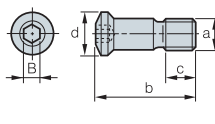
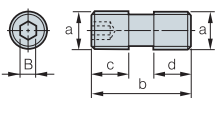
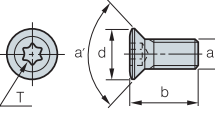
Штифты

Геометрия	Обозначение	Размеры, мм		
		a	b	c
	PN0308	3.0	8	
	PN0310	3.0	10	
	PN0312	3.0	12	
	PN0314	3.0	14	
	PN0515	4.8	3.3	14.5

Винты

Геометрия	Обозначение	Размеры, мм					
		a	b	c	d	B(T)	á
	AZ0508F	M5 X 0.5	13	8	9	ø2	
	AZ0514	M5 X 0.8	14	7	9	ø2.5	
	BHA0510	M5 X 0.8	15	10	8.5	4.0	
	BHA0512	M5 X 0.8	17	12	8.5	4.0	
	BHA0612	M6 X 1.0	18	12	10	5.0	
	BHA0614	M6 X 1.0	20	14	10	5.0	
	BHA0616	M6 X 1.0	22	16	10	5	
	BHA0619-NYLOK	M6 X 1.0	25	19	10	5	
	CHX0407	M4 X 0.7	9.5	7.36	5.7	2.5	
	CHX0415	M4 X 0.7	17.5	15	5.4	2.5	
	CHX0510	M5 X 0.8	13.1	10.1	7.7	3	
	CHX0518	M5 X 0.8	21.5	18	8	3	
	CHX0622	M6 X 1.0	26.5	22	10	4	
	CHX0513	M5 X 0.8	13	8	6.4	2.5	
	CHX0616	M6 X 1.0	16.2	10.1	8.5	3	
	CHX0617L	M6 X 1.0 (ø1.4)	17.2	10.1	8.5	3	
	CHX0621	M6 X 1.0	21	10.1	8.5	3	

Винты

Геометрия	Обозначение	Размеры, мм					
		a	b	c	d	B(T)	á
	CHX0625	1/4-20UNC	24.8	11	10	4	
	CTX03510	M3.5 X 0.6	10	4.7	5.3	15	
	CTX04513	M4.5 X 0.75	13.1	6.9	6.8	20	
	CTX04513H	M4.5 X 0.75	13.1	7.2	6.8	20	
	CTX0515	M5 X 0.8	15	8	7	20	
	CTX0517	M5 X 0.8	17.5	10	7	20	
	CTX0621	M6 X 1.0	21.2	12.4	9	25	
	DHA0514	M5 X 0.8	14.0	5.0	7.0	2.5	
	DHA0617	M6 X 1.0	17.0	7.0	7.5	3.0	
	DHA0620	M6 X 1.0	20.0	8.0	8.0	3.0	
	DHA0624	M6 X 1.0	24.0	12.0	8.5	3.0	
	DHA0815	M8 X 1.25	15.5	6.25	6.25	4.0	
	DHA0818F	M8 X 1.0	18	8.5	5.5	4.0	
	DHA0820	M8 X 1.25	20.0	8.0	9.0	4.0	
	DHA0821F	M8 X 1.0	21.0	8.5	8.5	4.0	
	DHA0825	M8 X 1.25	25.0	10.0	9.0	4.0	
	DHA0830	M8 X 1.25	30.0	11.5	11.5	4.0	
	ETGA0520CBM	M5 X 0.8	20		6.5	20	43°
	ETGD0825	M8 X 1.25	25.2		11.1	40	40°
	ETKA0523	M5 X 0.8	23		7.6	20	43°
	ETKA0625	M6 X 1.0	25.5		8.8	20	43°
	ETKD0516	M5 X 0.8	16.4		6.8	20	40°
ETKD0620	M6 X 1.0	20		8.3	30	40°	
	ETNA02506	M2.5 X 0.45	5.7		3.4	7	43°
	ETNA0408	M4 X 0.7	8.0		5.1	15	43°
	ETNA0412	M4 X 0.7	12		5.1	15	43°
	ETNA0511	M5 X 0.8	11.0		6.4	20	43°
	ETND02506F	M2.5 X 0.35	6.25		3.1	7	40°
	ETND0307F	M3 X 0.35	7.8		3.7	8	40°
	ETND03509	M3.5 X 0.6	9.6		4.7	10	40°
	FTGA03507	M3.5 X 0.6	7.0		5.3	15	60°
	FTGA03508	M3.5 X 0.6	8.0		5.3	15	60°
	FTGA03510	M3.5 X 0.6	10.0		5.3	15	60°
	FTGA03512	M3.5 X 0.6	12.0		5.0	15	60°
	FTGA0411F	M4 X 0.5	11.0		7.0	15	60°
	FTGA0417CBM	M4 X 0.7	17.0		5.5	15	62°
	FTGA0510-P	M5 X 0.8	10.0		7.0	20	63°
	FTGA0512-P	M5 X 0.8	12.0		7.0	20	63°
	FTGA0513	M5 X 0.8	13.2		7.0	20	61°
	FTGA0513-P	M5 X 0.8	13.0		7.0	20	63°
	FTGA0517	M5 X 0.8	17.0		7.5	20	61°
	FTGA0621	M6 X 1.0	21.5		9.0	20	61°
	FTGA0826	M8 X 1.25	26.0		11.6	25	61°
	FTKA02206	M2.2 X 0.45	5.5		3.0	6	60°
	FTKA02206S	M2.2 X 0.45	5.6		3.05	7	60°
	FTKA02555	M2.5 X 0.45	5.5		3.5	7	60°
	FTKA02565	M2.5 X 0.45	6.5		3.5	7	60°
	FTKA02565S	M2.5 X 0.45	6.5		3.8	8	60°
	FTKA0307	M3 X 0.5	7.2		4.2	9	60°
	FTKA03508	M3.5 X 0.6	8.4		5.5	15	60°
FTKA03510	M3.5 X 0.6	10.4		5.5	15	60°	
FTKA03511A	M3.5 X 0.6	11.0		5.2	15	60°	
FTKA0408	M4 X 0.7	8.4		5.5	15	60°	
FTKA0410	M4 X 0.7	10.0		5.5	15	60°	
FTKA0411K	M4 X 0.7	11.0		6.8	15	60°	
FTKA0412B	M4 X 0.7	12.5		5.5	15	60°	
FTKA0413	M4 X 0.7	13.0		5.5	15	60°	
FTNA01633	M1.6 X 0.35	3.3		2.6	6	60°	
FTNA0203	M2 X 0.4	3.0		2.7	6	60°	
FTNA02033	M2 X 0.4	3.3		2.7	6	60°	
FTNA0204	M2 X 0.4	4.3		2.7	6	60°	
FTNA02205	M2.2 X 0.45	4.5		3.0	6	60°	
FTNA0238	M2 X 0.4	3.8		3.0	6	60°	
FTNA0305	M3 X 0.5	5.2		4.2	9	60°	
FTNA0306	M3 X 0.5	6.2		4.2	9	60°	
FTNA0307	M3 X 0.5	7.2		4.2	9	60°	
FTNA0408	M4 X 0.7	8.5		5.5	15	60°	
FTNA0411	M4 X 0.7	11.0		5.5	15	60°	
FTNA0511	M4 X 0.8	7	11	6.7	20	63°	
FTNA0513	M5 X 0.8	13.0		7.0	20	60°	
FTNA0516	M5 X 0.8	16.0		7.0	20	60°	



Винты

Геометрия	Обозначение	Размеры, мм					
		a	b	c	d	B(T)	α
	FTNB0411	M4 X 0.7	10.8		5.7	15	60°
	FTNC04509	M4.5 X 0.75	9.5		6.8	20	55°
	FTNC04511	M4.5 X 0.75	11.5		6.8	20	55°
	KHA0508	M5 X 0.8	8			2.5	
	KHA0510	M5 X 0.8	10			2.5	
	KHA0610	M6 X 1.0	10			3	
	KHA0612	M6 X 1.0	12			3.0	
	KHA0812	M8 X 1.25	12			4.0	
	KHA0815	M8 X 1.25	15			4.0	
	KHA1015	M10 X 1.5	15			5.0	
	KHA1020	M10 X 1.5	20			5.0	
	KHB0417	M4 X 0.7	17.2	4.5	2.5	2	
	KHB0406	M4 X 0.7	6	4.2	3	2	
	KHC0510	M5 X 0.8	10	8.1	2.5	90°	
	KHC0610	M6 X 1.0	10	7.8	3.0	90°	
	KHC0812	M8 X 1.25	12	9	4.0	90°	
	KHC1016	M10 X 1.5	16	12.3	5.0	90°	
	KHC1020	M10 X 1.5	20	16.3	5.0	90°	
	KHD0510	M5 X 0.8	10	9	3	2.5	
	KHD0610	M6 X 1.0	10	10	4	3	
KHD0810	M8 X 1.25	10	10	7.5	4		
	LTX0512	M5 X 0.8	15.1	12	7.3	20	
	LTX0514	M5 X 0.8	17.1	14	7.3	20	
	MHA0512	M5 X 0.8	17.0	10.8	8.0	4.0	
	MHB0310	M3 X 0.5	13.4	8.0	5.5	2.5	
	MHB0410	M4 X 0.7	14.0	8.0	7.0	3.0	
	MHB1055	M10 X 1.5	65	50	16	8	
	MHB1260	M12 X 1.75	72	55	18	10	
	MHB1680	M16 X 2.0	96	75	24	14	
	MNH0523	M5 X 0.8	23.5	9.7	10	2.5	
	MNH0626	M6 X 1.0	25.8	10	11	3	
	MNH0630	M6 X 1.0	30	12.5	10.5	4	
	PTKA02508	M2.5 X 0.45	8	5	3.8	8	92°
	PTKA03510	M3.5 X 0.6	10	5	5	15	92°
	PTKA0407	M4 X 0.7	7	4.6	5.5	15	86°
	PTKA0407F	M4 X 0.5	7.3	3.8	6.5	15	91°
	PTKA0408	M4 X 0.7	8	5.6	5.5	15	86°
	PTKA0408F	M4 X 0.5	8.3	5.7	6.5	15	91°
	PTKA0409F	M4 X 0.5	9.3	6.7	6.5	15	91°
	PTKA0410F	M4 X 0.5	10.3	7.7	6.5	15	91°
	PTKA0411F	M4 X 0.5	11.3	8.7	6.5	15	91°
	PTKA0412	M4 X 0.7	12	7.5	5.9	15	92°
	PTKA0412F	M4 X 0.5	12.3	9.7	6.5	15	91°
	PTKA0413F	M4 X 0.5	13.3	10.7	6.5	15	91°
	PTKA0512	M5 X 0.8	12	7	6.9	20	92°
	PTMA03508	M3.5 X 0.6	8	5.3	6	9	90°
	PTMA0403F	M4 X 0.5	3.3	1.7	6.5	15	91°
	PTMA0404F	M4 X 0.5	4.3	2.7	6.5	15	91°
	PTMA0405F	M4 X 0.5	5.3	3.7	6.5	15	91°
PTMA0406F	M4 X 0.5	6.3	4.7	6.5	15	91°	
PTMA0411	M4 X 0.7	11	8.5	6.6	15	90°	
PTKA0411-R3	M4 X 0.7	11	6.9	6	15		

Геометрия	Обозначение	Размеры, мм					
		a	b	c	d	B(T)	α
	PXMA0306	M3 X 0.5	5.9		5.7	2	90°
	SHX0310	M3 X 0.5	10		5.9	2	91°
	RHA0510	M5 X 0.8		10		4.0	
	RHA0613	M6 X 1.0	16.3	13	10.5	4.0	
	RHA0620	M6 X 1.0	24	20	10.5	4.0	
	RHA0613	M6 X 1.0	18		8.5	4.0	61°
	VHX0509B	M5 X 0.8	9	4.15	5	2	
	VHX0512B	M5 X 0.8	12	6.5	5	2	
	VHX0512BN	M5 X 0.8	12	6.56	5	2	
	VHX0514	M5 X 0.8	14.5	8.25	5	2	
	VHX0613N	M6 X 1.0	13.4	7.5	5.93	2.5	
	VHX0617	M6 X 1.0	17	10	6	2.5	
	VHX0617N	M6 X 1.0	16.75	8.34	5.9	2.5	
	VHX0817N	M8 X 1.0	17.05	7.98	7.9	3	
	VHX0820N	M8 X 1.0	20.7	7.98	7.9	3	
	VHX0820AN	M8 X 1.0	20.5	10.36	7.9	3	
	VHX0821	M8 X 1.0	21	10	8	3	
	VHX0821N	M8 X 1.0	21.2	9.68	7.9	3	
	VHX0823N	M8 X 1.0	23.5	10.36	7.9	3	
	VHX0825	M8 X 1.0	25	12	8	3	
	VHX1027N	M10 X 1.0	27.2	14.4	9.8	5	
	VHX1236N	M12 X 1.0	36	18.3	11.8	5	
	VHX0613A	M6 X 1.0	13.4	9.1	6.0	2.5	
	SHXN0509F	M5 X 0.5	M3.5 X 0.6	8.65	6.3	3.5	
	SHXN0610F	M6 X 0.75	M4 X 0.5	10	7.8	4	
	SHXN0712F	M7 X 0.75	M5 X 0.8	12	8.5	5	
	WTX0813	M8 X 1.25	17.2	4.9	8.5	25	
	WTX0817	M8 X 1.25	22	4.9	8.5	25	

Втулки

Геометрия	Обозначение	Размеры, мм			
		a	b	c	d
	SP3	5.5	3.5	5.9	
	SP3N	6.85	3.3	5.55	
	SP3N-1	5.3	3.3	5.55	
	SP4	7.0	4.0	7.6	
	SP4N	5.8	4.35	7.4	
	SP5	8.5	4.5	8.8	
	SP5N	8.5	5.68	9	
	SP6N	11.1	6.0	11.0	
	SP8N	12.0	10.0	15.35	
		SP2M	5	14	M5 X 0.8
SP3M		3.5	19.5	M4 X 0.7	4
SP3M-1		3.5	16.5	M4 X 0.7	4
SP4M		5	19	M5 X 0.8	6



Штифты

Геометрия	Обозначение	Размеры, мм			
		a	b	c	d
	SP3D	3.7	13.1	UNF10-32	5.6
	SP3D2	3.6	12	UNF10-32	5.5
	SP3DS	3.7	11.54	UNF10-32	5.6
	SP4D	4.97	17.19	UNF1/4 28	7.12
	SP4DL	5	17.1	UNF1/4 28	7
	SP4DS	4.97	13.26	UNF1/4 28	
	SP5D	6.21	21.9	UNF5/16-24	9.44
	SP6D	7.75	21.9	UNF3/8-24	11.02
	SP8D	9.02	29.63	UNF7/16-20	14.21
	LSPS3	60	8.2	5.55	
	LSPS4	65	10	7	
	LSPS5	69	11.4	8.85	
	LSPS6	69	13	11	
	LSPS8	73	16.5	15.2	

Пружины

Геометрия	Обозначение	Размеры, мм			
		a	b	c	d
	SR2	4.0	2.8	12.6	0.4
	SPR0315	3.0	15		
	SPR0415	4.0	15		
	SR3	9.2	12.5		
	SR4	4.0	11.0		
	SPR0714	7	14		
	SPR0510	5	10		
	SPR0714	7	14		
	SPR0811	8	11		

Ключи

Геометрия	Обозначение	Размеры, мм		
		a	b	B(T)
	HW20L	52	18	2
	HW25L	58.5	20.5	2.5
	HW30L	66	23	3
	HW35L	72	25	3.5
	HW40L	74	29	4
	HW50L	85	33	5
	HW40	82	80	4
	HW50	96	90	5
	SW50L	70	27.5	
	TW06P	63	6	
	TW07P	63	7	
	TW08P	71	8	
	TW09P	75	9	
	TW10P	78	10	
	TW15P	82	15	
	TW20P	86	20	
	TW15L	60	21	15
	TW20L	60	21	20

Ключи

Геометрия	Обозначение	Размеры, мм			
		a	b	B(T)	
	TW07S	140	60	7	
	TW08S	150	76	8	
	TW09S	165	70	9	
	TW15S	190	90	15	
	TW20S	195	91	20	
	TW20	75	80	20	
	TW25	74	80	25	
	SW15S	150	13		

Стопорные шайбы

Геометрия	Обозначение	Размеры, мм			
		a	b	c	d
	CR03	4.8	2.6	0.4	3.0
	CR04	6.6	3.6	0.4	4.0
	CR05	7.6	4.6	0.4	5.0
	ER03	7.0	2.6	0.6	3.0
	ER04	9.0	3.5	0.6	4.0
	ER05	11	4.3	0.6	5.0

Шайбы-гровер

Геометрия	Обозначение	Размеры, мм		
		a	b	c
	WA3	11.0	6.8	0.5-1.0
	WA4	10.0	5.3	0.5-1.0

Фиксаторы

Геометрия	Обозначение	Размеры, мм			
		a	b	c	d°
	STP5	11	10.2	11	30°

Насадки

Геометрия	Обозначение	Размеры, мм	
		a	b
	CN0605	6	4.6



